

## What is PhpGedView and How Do I Use It?

Presentation Syllabus for 2005 Computerized Genealogy Conference

25 March 2005 – 11:00am-12:00pm

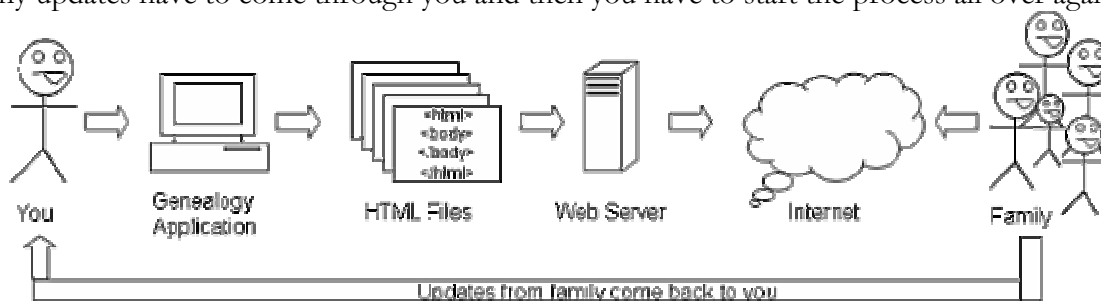
Presenters: John & Melissa Finlay

### Introduction

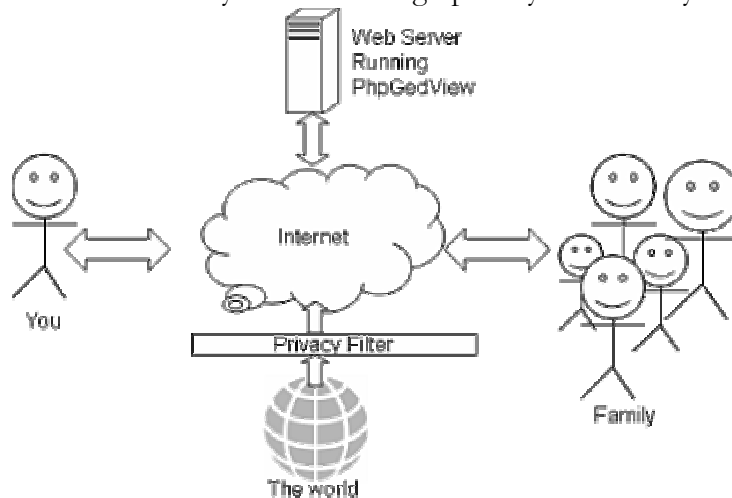
PhpGedView (PGV) is an internet based genealogy program that you can use to setup your own genealogy website, edit your data online, and collaborate with relatives working on the same family lines. PGV can do all of the things that a typical desktop genealogy program can do, but this runs over the internet. It imports and exports GEDCOM files, so it is compatible with other genealogy software. PGV can be downloaded for free from the <http://www.phpgedview.net> website. It requires that you have some web-space that supports the programming language PHP and it will take some technical knowledge to set it up. There are also several hosting services that can set it up for you for a nominal fee.

### Traditional Genealogy Software Compared to PhpGedView

The following graphic from the “About PhpGedView” website shows how you traditionally share your genealogy on the internet. From your genealogy application you export HTML files which you then copy onto your web server. The web server makes your pages available on the internet for your family to view. Any updates have to come through you and then you have to start the process all over again.



This next graphic shows how PhpGedView simplifies this process. You start by installing PGV on your web server and import your GEDCOM file into it. Then you and your family can view and edit the data online. The rest of the world views your data through privacy filters that you can configure.





## PGV Viewing Features

For this section you will need to be looking at a PGV website. For a list of websites using PGV, see the Links section at the end of the syllabus. When you first come to a PGV website, you will see a welcome page. The welcome page features news items about the website, statistics, featured pictures, and favorite people in the GEDCOM. It is viewable by anyone who looks at your website.

At the top of every page is the menu bar which you will use to navigate the site. As you mouse over the Menu Icons, drop down menus will appear with links to different areas of the website. From the help icon, you can get help for any of the features on the page you are looking at. Notice that smaller help icons also appear next to certain features. Clicking on those will give you specific help for that feature.



The pedigree chart is a basic component of any genealogy record keeping. The PGV pedigree chart includes some special features like the personal menu  attached to each person and the magnification glass  that shows you more details on each individual when you click on it. These features are included on all the charts in the program. By clicking on an individual's name from the pedigree chart, you will be taken to their individual page.

The individual page has several tabs with different information about the person. The first tab has all the personal facts and details which can be linked to sources. The last tab is the Close Relatives Tab. This lists the person's parents and siblings as well as all spouses and children. This is a convenient way to move around between family members. From this tab, you can also link to the family group page by clicking on the View Family Link. In the upper right hand corner of the individual page is another drop down menu which links you to charts and reports for that individual. (These menus are unlike the main menu which are always based from the root person chosen by the site administrator.)

George FINLAY (16541)	
Given Name(s): George	Sex: Male
Surname: FINLAY	Birth: 9 July 1869 -- Forest, Hardin, Ohio
	Death: 25 September 1944 -- Townsend, Huron, Ohio
Birth Count: 780	
Options for Individual: Charts, Reports, Other	
Pedigree Chart	
Decedency Chart	
Timeline Chart	
Ancestry Chart	
Fan Chart	
Hourglass Chart	
Personal Facts and Details	
Notes Sources Media Close Relatives	
Birth	9 July 1869 -# 32 9 25 Forest, Hardin, Ohio
Census	1870 (Age 1) Roundhead Twp, Hardin, Ohio Source: 1870 U.S. Census Source Text: 1870 US Census, Roundhead Township, Hardin, Ohio, Page 15 (526) Dwelling 110, Family 112 Finley Joseph J Age 34 Male White Minister M E Church Birth place Ireland, Father of Foreign Birth, Mother of Foreign birth, US Citizen Ann J Age 29 Female White Keeping House Birth place Ohio, Father of foreign birth George age 11/12 male white at home birth place ohio, born in July
Census	1880 (Age 11) Jackson Twp, Shelby, Ohio Source: 1880 United States Census
Marriage	12 June 1900 Myra Florence STAFFORD - [View Family (F2830)] , Coshocton, Ohio Source: Compiled from Marriage Records, Probate Court, Coshocton County, Ohio Volume I, Volume II, 1811-1930.

Many other charts, calendars and lists are included with the program. Take time to explore them!

## Online Editing Features

The online editing features of PGV are the most unique part of the program. They are only available when you are logged in to a PGV website. (You can try these features by logging in on a demo site. See the Links section at the end of the syllabus for the web address.) Once you login, you can see that all of the "private" information is now viewable.

Most of the editing features are on the individual and family pages. Now that you are logged in you will see a new Edit menu on the individual page. For simple and quick updates you can use the "Quick Update" page. Any information entered on the "Quick Update" screen will replace the existing data. The "Quick Update" screen may be helpful for your relatives who may not know very much about genealogy or working with computers.

You will also find an Edit menu under each of the facts and events for a person. You can also add notes, upload media files, and add sources for the person. From the close relatives tab or from the family

group page, you can add parents, spouses, siblings or children. Clicking any of the Editing links will open a new window where you enter or change the information, then click Save.

**George FINLAY (16541)**

Given Name(s): George  
 Sex: Male  
 Surname: FINLAY  
 Birth: 9 July 1869 -- Forest, Hardin, Ohio  
 Death: 25 September 1944 -- Townsend, Huron, Ohio  
 Hair Color: **790**

Options for Individual: Charts, Reports, Edit, Other

Personal Facts and Details | Notes | Sources | Media | Close Relatives

Birth	9 July 1869 <small>at 11 9 25</small> Forest, Hardin, Ohio
Birth Edit	9 July 1869 <small>at 11 9 25</small> Forest, Hardin, Ohio <small>Note: This is an example note to show you what a change looks like</small>
Census Edit	1870 <small>(age 1)</small> Roundhead Twp, Hardin, Ohio <small>Source: 1870 U.S. Census</small>

Whenever you make changes online, they are not immediately viewable by the public. However, editing users may view the old and new data displayed together on the page. The old data is outlined in red, and the new information is outlined in blue. (On the example here, a note has been added to the birth information.)

This gives you a view of exactly what was changed.

Having the editing features online like this has many benefits. First, no matter where you are or on what computer, you are always working on your main data, which means no more importing and matching and merging of data. It means that those interested in your research will always have access to the latest and greatest information. It also means that you have a new way... and a much simplified way to collaborate with others working on the same family lines.

## Collaboration Features

One of the main reasons to publish your genealogy information on the internet is to collaborate with others; to share your information with those who are also interested in and also working on the same lines. When you setup a new PGV site on your web server, you become the site administrator. As the administrator, you have the option to add users to your website. This means that they can login to your website.

You have complete control over what each user can and cannot see and what they can and cannot do on your website. A very limited user might only be able to see information on relatives within a certain distance, say second cousins. If you give them editing abilities, they would be able to edit anything they are able to see. Other users might be able to view all private information and edit anything on the GEDCOM.

As the site administrator you will see changes that other users make. You can then review the changes and either accept the changes or reject them. The changes are not viewable to the public until they are accepted. This allows you to maintain control over your data, but have a great way to simplify and enhance collaboration with others.

## Privacy Settings

PhpGedView's privacy features were briefly mentioned in other sections above. PGV has many privacy functions built into it to protect personal information about living people. The default privacy settings will hide the names and details of living people from users who are not logged into the site. These privacy features can be adjusted by site administrators to meet their desired level of privacy. Some site administrators require everyone to login before they can view any data, while others prefer to allow the names of living people to be shown but not their personal details.

You may also limit logged in users to only be able to view the private data of people they are closely related to by enabling the Relationship Privacy option. Privacy settings can be easily changed for each GEDCOM imported into your site by logging in as a site administrator and going to the Manage Gedcoms and Edit Privacy page.

## References

*About PhpGedView*, John Finlay, 2004. <http://www.phpgedview.net/about.php>

*Finlay Family Genealogy*, Melissa Finlay, 2005. <http://www.finlayfamily.org/genealogy>

## Links

PhpGedView Homepage: <http://www.phpgedview.net>

Presenters' Personal Website: <http://www.finlayfamily.org/genealogy>

Sites Using PhpGedView: <http://www.phpgedview.net/registry.php>

PGVHosting.com Demo Site (where you can try out editing features): <http://www.pgvhosting.com/demo>